



statinput

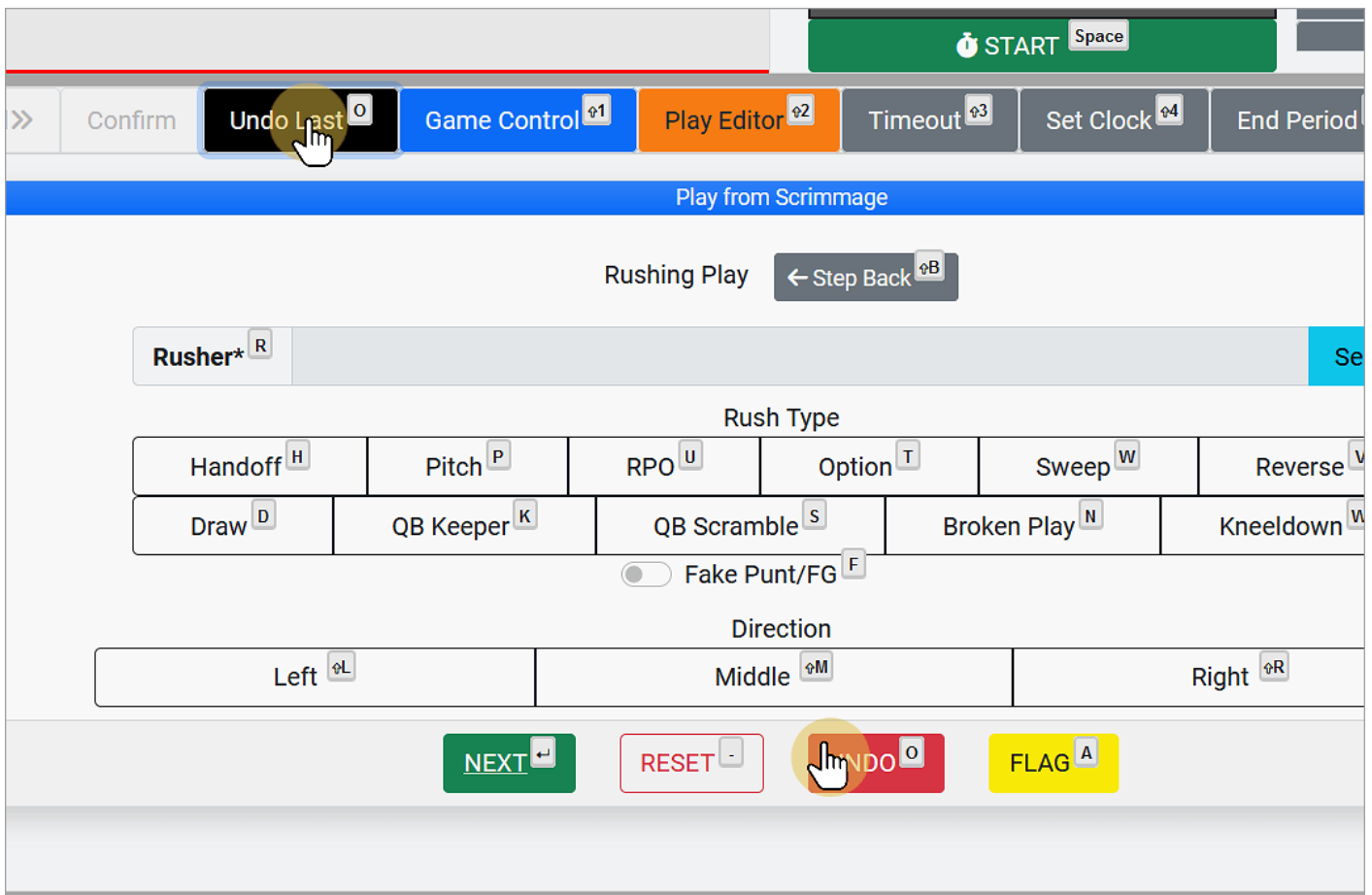
for Football

User's Guide

9. Editing Plays

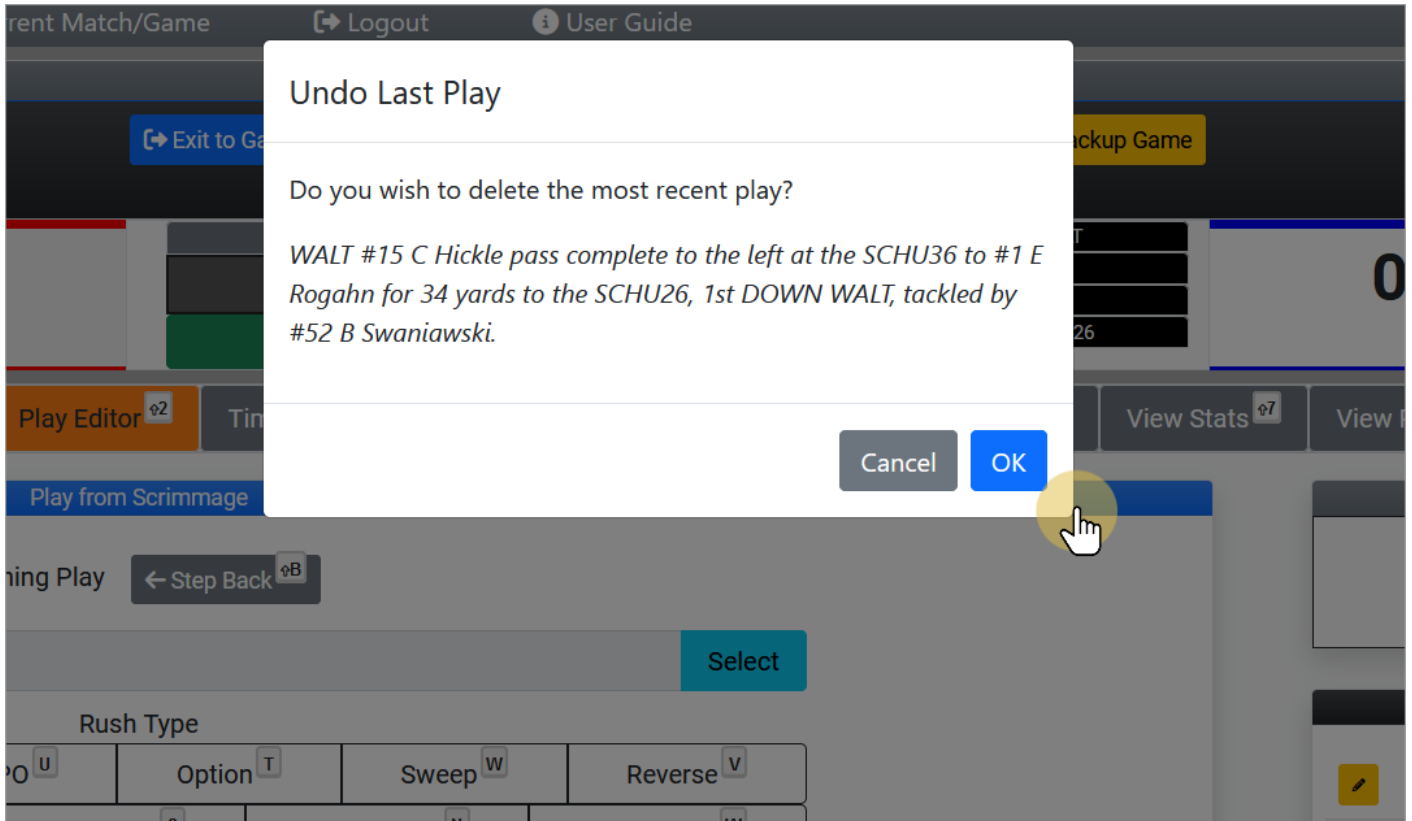
Undo Last Play

Undo Last Play will delete the last entered action and return you to that point in time. Click one of the undo buttons or use the hotkey 'O' to undo the play.



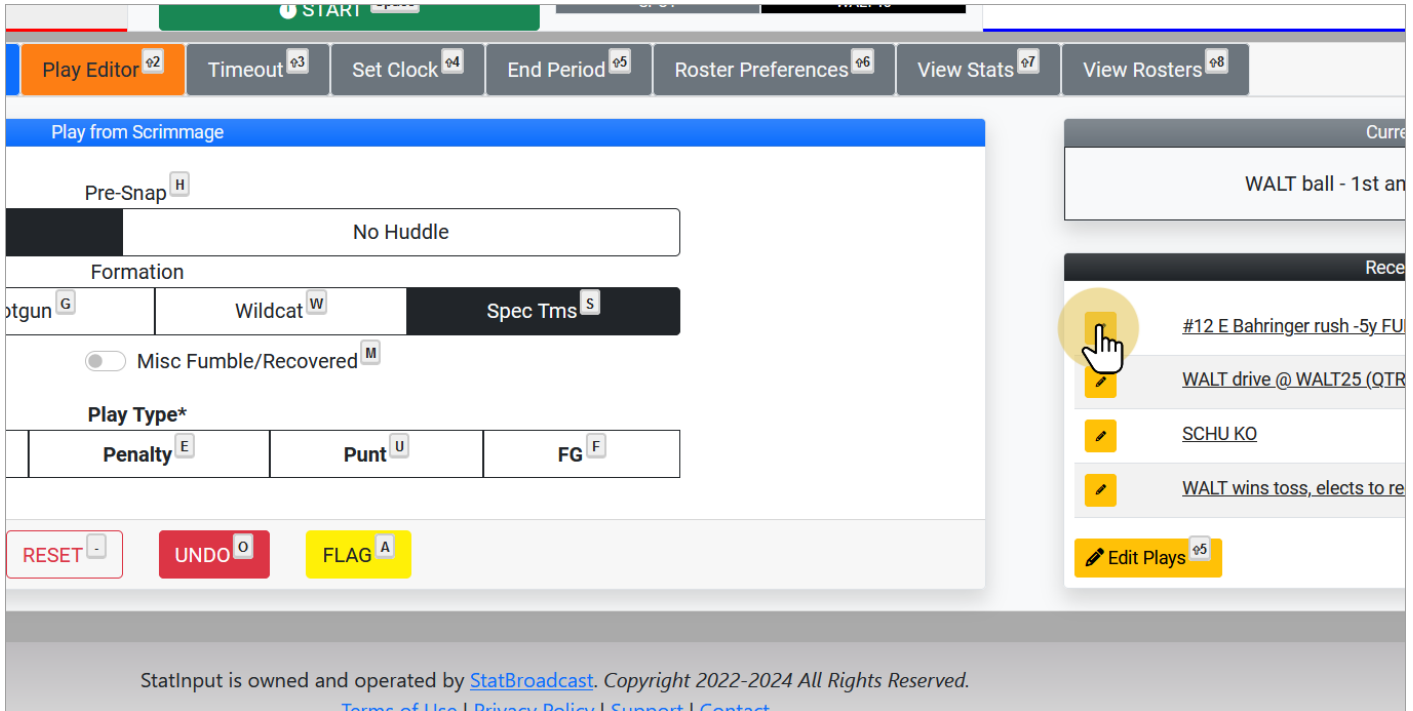
Confirm that you want to undo the play.

You will be returned to the previous play's context and can re-enter a new play immediately.



Editing and Deleting Plays

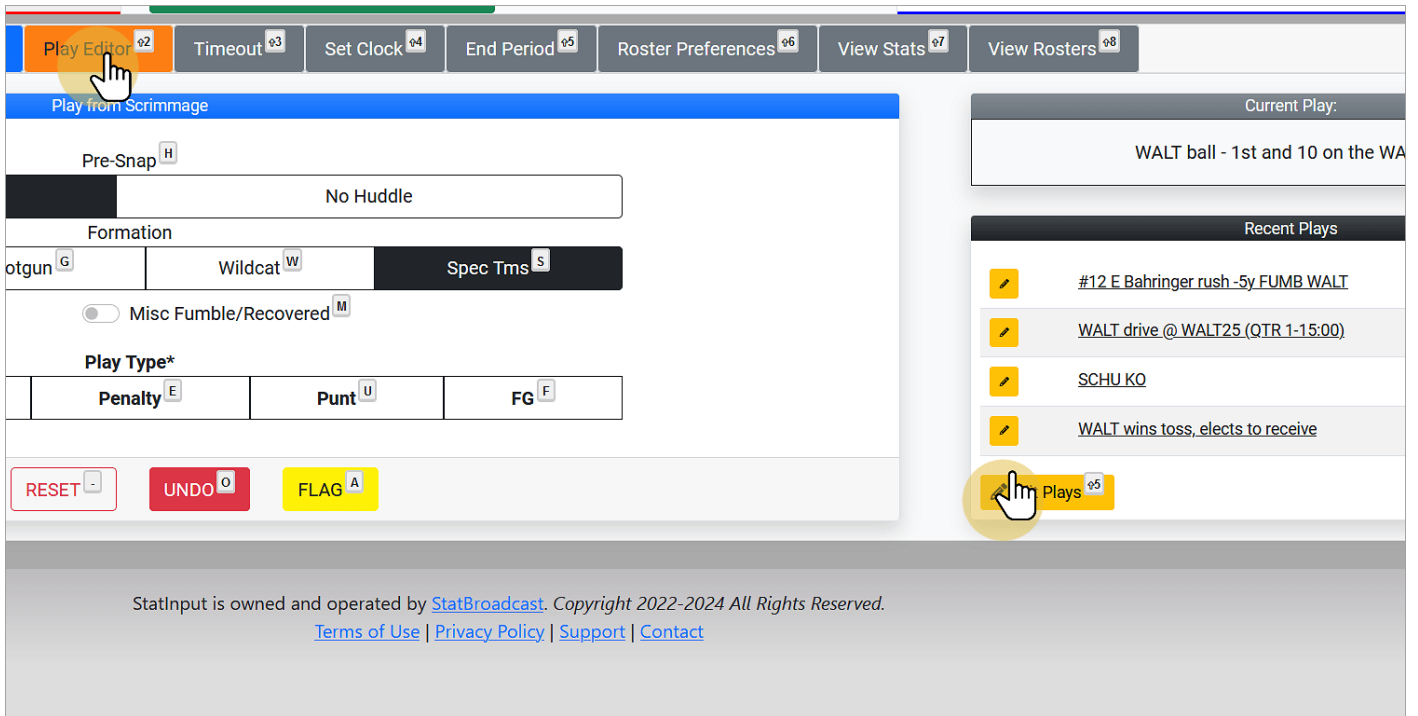
To edit a recent play, click the yellow edit icon from the list on the righthand side of the screen



The screenshot displays the StatInput Play Editor interface. At the top, there is a navigation bar with buttons for 'Play Editor', 'Timeout', 'Set Clock', 'End Period', 'Roster Preferences', 'View Stats', and 'View Rosters'. Below this, the main play editor area is titled 'Play from Scrimmage' and includes sections for 'Pre-Snap' (with a 'No Huddle' option), 'Formation' (with options like 'Shotgun', 'Wildcat', and 'Spec Tms'), and 'Play Type*' (with options like 'Penalty', 'Punt', and 'FG'). A 'Misc Fumble/Recovered' toggle is also present. At the bottom of the editor are 'RESET', 'UNDO', and 'FLAG' buttons. On the right side, a 'Recent Plays' list is visible, containing entries such as '#12 E Bahringer rush -5y FU', 'WALT drive @ WALT25 (QTR)', 'SCHU KO', and 'WALT wins toss, elects to re'. A yellow edit icon with a pencil is highlighted over the first entry in the list, and a hand cursor is pointing at it. At the bottom of the interface, a footer states: 'StatInput is owned and operated by StatBroadcast. Copyright 2022-2024 All Rights Reserved. Terms of Use | Privacy Policy | Support | Contact'.

9. Editing Plays

To edit less recent plays, click the Play Editor or Edit Plays button to bring up the Play Editor log.



The screenshot displays the StatInput Play Editor interface. At the top, a navigation bar contains buttons for 'Play Editor', 'Timeout', 'Set Clock', 'End Period', 'Roster Preferences', 'View Stats', and 'View Rosters'. The main interface is split into two columns. The left column, titled 'Play from Scrimmage', includes a 'Pre-Snap' section with a 'No Huddle' option, a 'Formation' section with 'Shotgun', 'Wildcat', and 'Spec Tms' options, and a 'Play Type*' section with 'Penalty', 'Punt', and 'FG' options. Below this are 'RESET', 'UNDO', and 'FLAG' buttons. The right column shows the 'Current Play' as 'WALT ball - 1st and 10 on the WA' and a 'Recent Plays' list with four entries: '#12 E Bahringer rush -5y FUMB WALT', 'WALT drive @ WALT25 (QTR 1-15:00)', 'SCHU KO', and 'WALT wins toss, elects to receive'. A hand cursor is shown pointing to the 'Play Editor' button in the top bar and the 'Edit Plays' button in the bottom right of the recent plays list.

StatInput is owned and operated by [StatBroadcast](#). Copyright 2022-2024 All Rights Reserved.
[Terms of Use](#) | [Privacy Policy](#) | [Support](#) | [Contact](#)

Play Editor Log

Select the play to edit by clicking the corresponding yellow Edit Button

Play Editor

Refresh Plays R
Exit Editor Esc

Select Period to edit: QTR 1 v

Undo Last Play 0
Insert Missing Play

QTR 1

Edit	#	# Poss	Context	Play
Edit	0			<u>WALT wins toss, elects to receive</u>
Edit	1	SCHU	KO	SCHU KO
Edit	2	WALT	1st & 10 WALT25	<u>WALT drive @ WALT25 (QTR 1-15:00)</u>
Edit	3	WALT	1st & 10 WALT25	<u>#12 E Bahringer rush -5y FUMB WALT</u>

The most recent quarter is selected. To select a different period, choose it from the list (or press P).

Editor

Select Period to edit: P QTR 1 ▾

Undo Last Play 0
+ Insert Missing Play

QTR 1

Edit	#	# Poss	Context	Play
Edit		0		WALT wins toss, elect

To exit back to scoring, click the Exit Editor button.

Play Editor

Refresh Plays R
Exit Editor Esc

Select Period to edit: P QTR 1 v

Undo Last Play O
Insert Missing Play

QTR 1

Edit	#	#	Poss	Context	Play
Edit			0		WALT wins toss, elects to receive
Edit	1		SCHU	KO	SCHU KO
Edit	2		WALT	1st & 10 WALT25	WALT drive @ WALT25 (QTR 1-15:00)
Edit	3		WALT	1st & 10 WALT25	#12 E Bahringer rush -5y FUMB WALT

StatInput is owned and operated by [StatBroadcast](#). Copyright 2022-2024 All Rights Reserved.
[Terms of Use](#) | [Privacy Policy](#) | [Support](#) | [Contact](#)

Basic Edits

To make basic edits to a play (like adjusting players or other play details), make the required changes in the Editor and click Save at the bottom.

Play Context

Edit Context

Possession	WALT	SCHU	Down*	1st
Spot of Ball	WALT25	Set Yardline	First Down Marker	WALT35 Set Yardline
Drive	WALT drive @ WALT25 (QTR 1-15:00)			

Play from Scrimmage

QB (receiving snap)	#39 E Casper	Select	Clear
Pre-Snap			
Huddle		No Huddle	
Formation			
Under Center	Shotgun	Wildcat	Spec Tms
<input type="radio"/> Bad Snap <input type="radio"/> Misc Fumble/Recovered			
Play Type*			
Rush	Pass	Penalty	Punt FG
Rushing Play			
Rusher*	#12 E Bahringer	Select	
Rush Type			
Handoff	Pitch	RPO	Option Sweep Reverse
Draw	QB Keeper	QB Scramble	Broken Play Kneelown
<input type="radio"/> Fake Punt/FG			
Direction			
Left	Middle	Right	

End of Play

+ Add Fumble + Add Lateral

Fumble			
Fumble by*	WALT	SCHU	#12 E Bahringer Select
Spot*	WALT20	Set	Forced #23 M Bartell Select
<input type="checkbox"/> No Recovery			
Recovery*	WALT	SCHU	#65 H Schimmel Select
Spot*	WALT20	Set Yardline	
Play Ended			
Touchback	Tackled	Out of Bounds	End of Play
	TOUCHDOWN	SAFETY	
Spot	WALT40	Set Yardline	
Tackled by	#68 G Hickie	Select	
Tackled by		Select	

Play Replacement

For more advanced edits, click Replace to replace the play entirely.

You are editing this play. Make changes below and press save to co

Save Replace Cancel De

Play Context

Edit Context

ALT	SCHU	Down*	1st
T25	Set Yardline	First Down Marker	WALT35
ve @ WALT25 (QTR 1-15:00)			

9. Editing Plays

Replacing a play will bring you to the play entry screen but within the context/situation of the play you are replacing.

Enter the new replacement play as it should have been scored and click through to confirm and save the changes.

You are replacing this play. Step through each screen and commit your changes at the conclusion of the play to replace the original Play: #12 E Bahringer rush to the left for loss of 5 yards fumbled by #12 E Bahringer at the WALT20 forced by #23 M Bartell recovered by WALT #65 H Schimmel at the G Hickle. (14:21)

Cancel ^{Esc}
Delete ^{Del}
View Stats ^{⌘6}

Play Context

Edit Context ^{⌘X}

Possession ^{⌘P}	WALT	SCHU	Down* ^{⌘W}	1st
Spot of Ball	WALT25	Set Yardline	First Down Marker	WALT35
Drive	WALT drive @ WALT25 (QTR 1-15:00)			

Play from Scrimmage

Pre-Snap ^H

Huddle

No Huddle

Formation

Under Center ^C

Shotgun ^G

Wildcat ^W

Spec Tms ^S

Bad Snap ^B

Misc Fumble/Recovered ^M

Editing Play Context

To change the starting context of the play, click 'Edit Context' to unlock the options. Exercise caution in edits here as it can cause inconsistencies in statistical data.

Save Replace Cancel Delete View Stat

Play Context

Edit Context

Possession	WALT	SCHU	Down*	1st
Spot of Ball	WALT25	Set Yardline	First Down Marker	WALT35
Drive	WALT drive @ WALT25 (QTR 1-15:00)			

Play from Scrimmage

QB (receiving snap)	#39 E Casper	Select	Clear
---------------------	--------------	--------	-------

Pre-Snap

Huddle

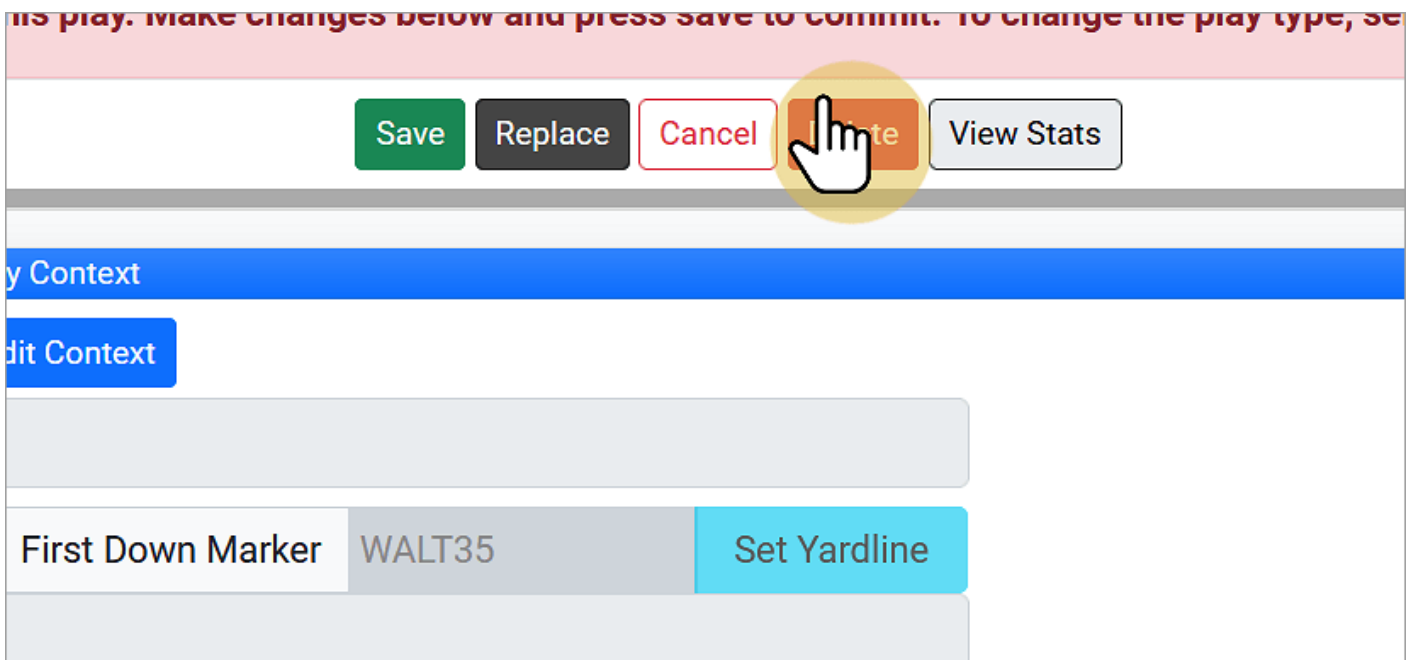
No Huddle

Formation

Deleting a Play

To delete a play entirely, select the play for editing and then click Delete from the top options. You will be prompted to confirm this action.

Exercise caution in deleting plays as this can cause statistical inconsistencies. Whenever possible, attempt to replace a play rather than delete.



Important Note

Adjust the ending yard line of a play will cause statistical inconsistencies unless you adjust all following plays within that drive. Adjustments to following plays are not made automatically.

Save Replace Cancel Delete View Stat

Play Context

Edit Context

Possession	WALT	SCHU	Down*	1st
Spot of Ball	WALT25	Set Yardline	First Down Marker	WALT35
		Set Yardline		
Drive	WALT drive @ WALT25 (QTR 1-15:00)			

Play from Scrimmage

QB (receiving snap)	#39 E Casper	Select	Clear
---------------------	--------------	--------	-------

Pre-Snap

Huddle

No Huddle

Formation